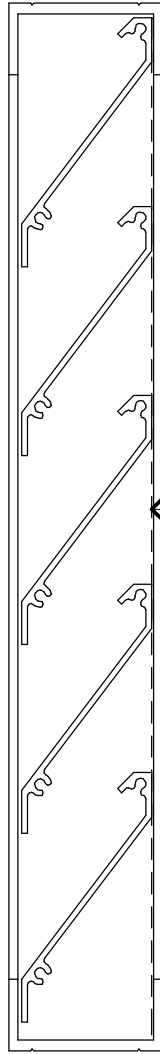


Flanged Frame



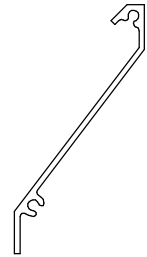
Channel Frame

Birdmesh shown
dashed optional.

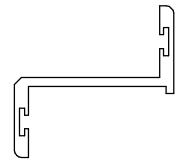
Birdmesh shown
dashed optional.



610400



NZ7323A



40-1673

Osborne-Hume Model WPL 50

Lightweight weather-resistant louvre

Scale 1:2